




Music  
Reports®  
TRUE to RIGHTS



**PELOTON OPT-IN  
INSTRUCTIONS**








WE NOW HAVE A TURNKEY OPT IN VIA  
**MUSIC REPORTS, INC.** FOR PUBLISHING.  
THIS IS FREE FOR ALL ARTISTS AND SONGWRITERS.

**MUSIC REPORTS WILL PAY YOU OUT DIRECTLY.**



**DO YOU HAVE A  
MUSIC REPORTS PUBLISHING  
ACCOUNT?**

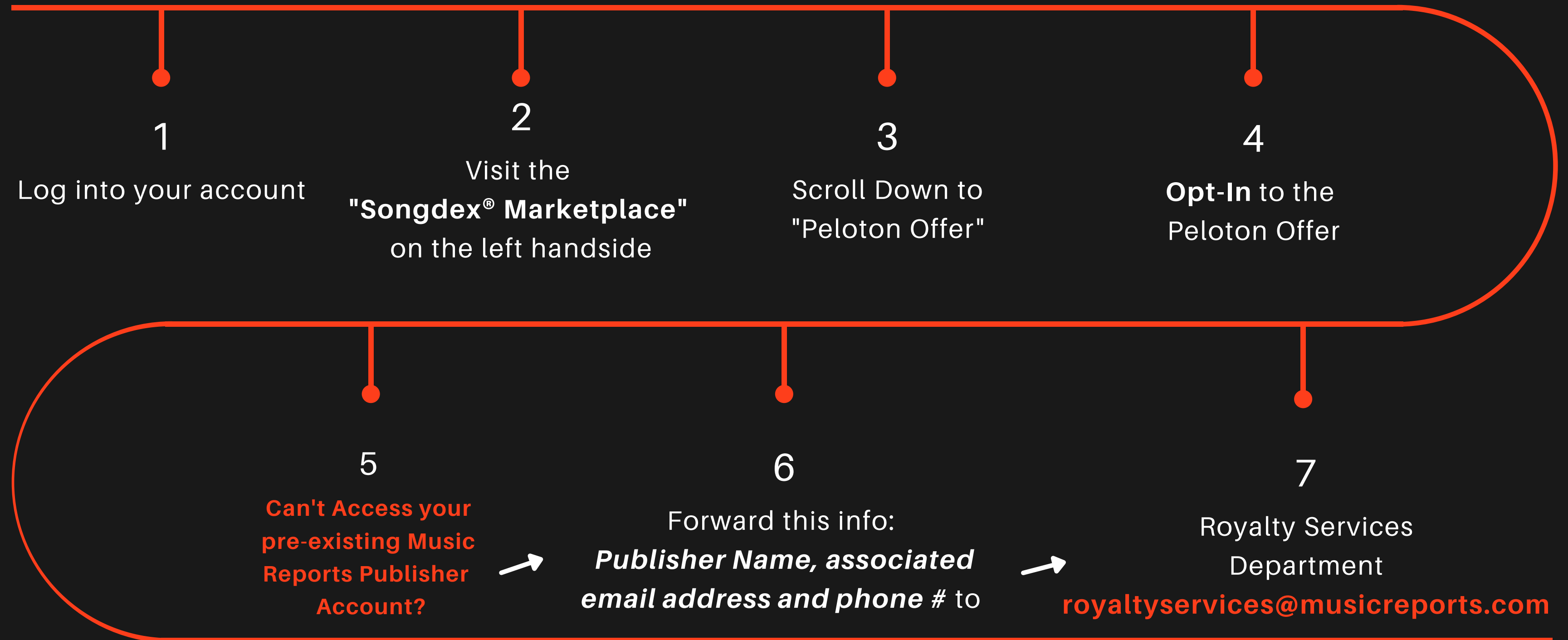
**YES** : Go to Page 4

**NO** : Go to Page 8



# YES, I have a Music Reports Publisher account.

Great, follow these steps to ensure your music can be programmed on the **Peloton Platform!**



## STEP 2

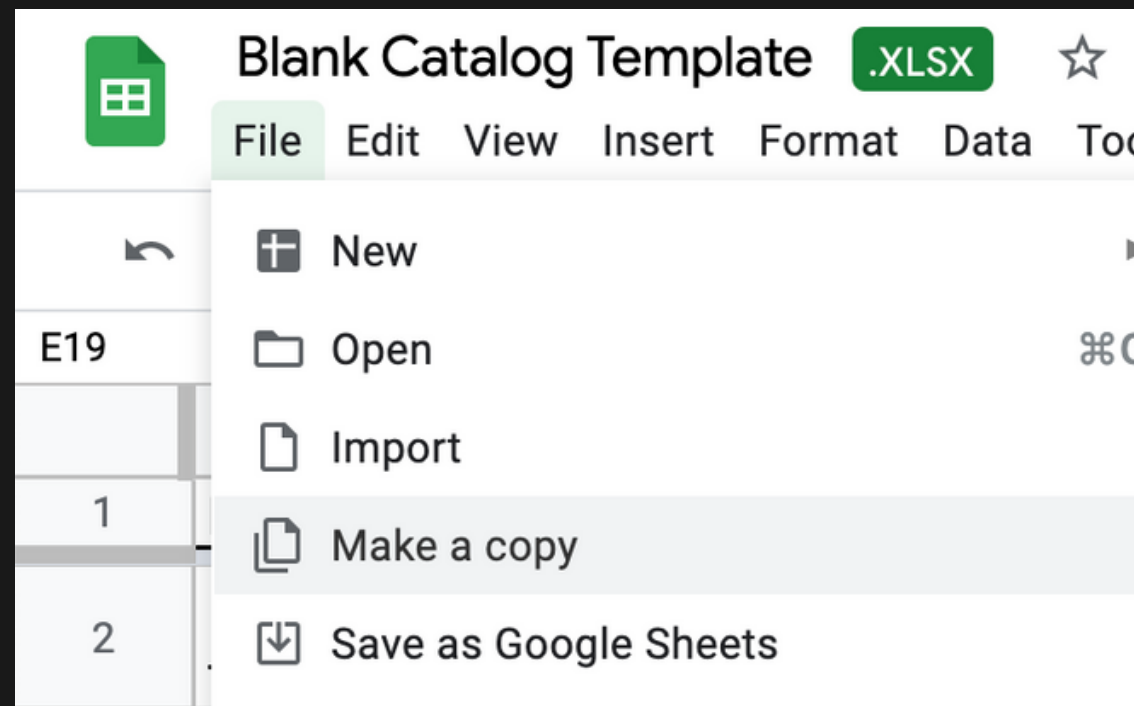
# After opting-in, please confirm your compositions & splits

**Music Reports** will also need you to confirm your compositions and splits. This step is extremely important. There are two ways Music Reports accepts catalog updates:

1. You can fill out the catalog submission form on the next page and send it to [shareinfo@musicreports.com](mailto:shareinfo@musicreports.com) ASAP. **OR**
2. Instead of filling out the catalog submission form, you can request a PDF or excel copy of your works catalog from the **PRO** you are affiliated with. Once you receive this copy, you can email it to [shareinfo@musicreports.com](mailto:shareinfo@musicreports.com).

# Catalogue Submission Form

1. Open the [GoogleSheet Template](#) and 'Make a Copy'



2. Save Your Document as "**NAME\_Peloton Catalogue Submission**"
3. Email Your Document to [shareinfo@musicreports.com](mailto:shareinfo@musicreports.com)





1. Music Reports Publisher Account Log-In



2. Peloton Offer Opt-In



3. Catalogue Submission



## **NO, I do not have a Music Reports Publisher account.**

Let's get you signed up! In order to expedite the registration process, the Royalty Services department at Music Reports can help you directly create your Music Reports Publisher account.

Please follow these next steps. 



# STEP 1

Submit this form with the following information

<https://forms.gle/9Pm3eMK4Q5J2BcBB8>



1

Publisher  
Company  
Name



2

IPI #



3

PRO  
Affiliation



4

Current  
Mailing  
Address



5

Current  
E-Mail Address



6

Current  
Phone  
Number



## STEP 2

**You will receive a confirmation email from Music Reports after your account is created. Once logged-in, opt-in to the Peloton Offer**

1. Locate the **Songdex® Marketplace** on the lefthand side of your screen.
2. Scroll down to the Peloton Offer
3. Opt-In to the Peloton Offer



## STEP 3

# Confirm your compositions & splits

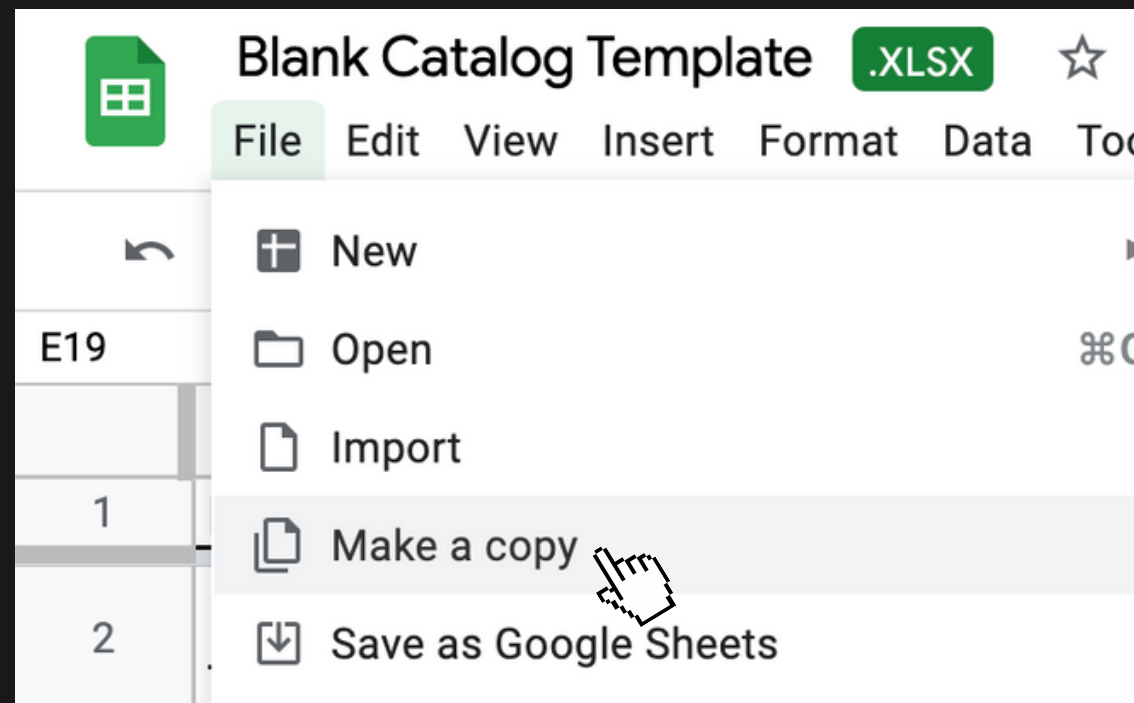
**Music Reports** will also need you to confirm your compositions and splits. This step is extremely important. There are two ways MRI accepts catalog updates:

1. You can fill out the catalog submission form on the next page and send it to [shareinfo@musicreports.com](mailto:shareinfo@musicreports.com) ASAP. **OR**
2. Instead of filling out the catalog submission form, you can request a PDF or excel copy of your works catalog from the **PRO** you are affiliated with. Once you receive this copy, you can email it to [shareinfo@musicreports.com](mailto:shareinfo@musicreports.com).



# Catalogue Submission Form

1. Open the [GoogleSheet Template](#) and 'Make a Copy'



2. Save Your Document as "**NAME\_Peloton Catalogue Submission**"
3. Email Your Document to ***shareinfo@musicreports.com***.



1. Music Reports Publisher Account Created



2. Peloton Offer Opt-In



3. Catalogue Submission





We understand this process can seem daunting, but our team is here to help with every step of the way. We are dedicated to ensuring your compositions can be programmed on the Peloton platform and that you get paid!

If you have **ANY** questions, feel free to email [janet.rich@onepeloton.com](mailto:janet.rich@onepeloton.com)